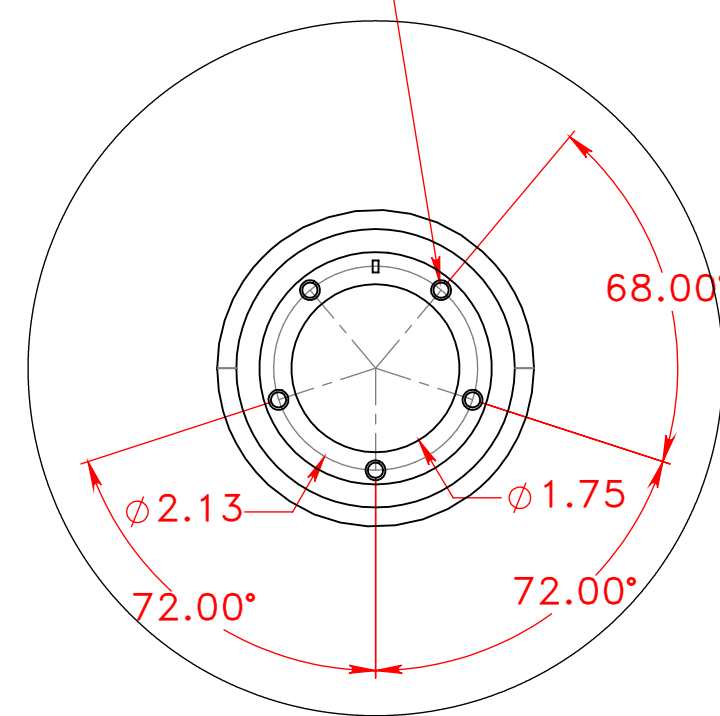
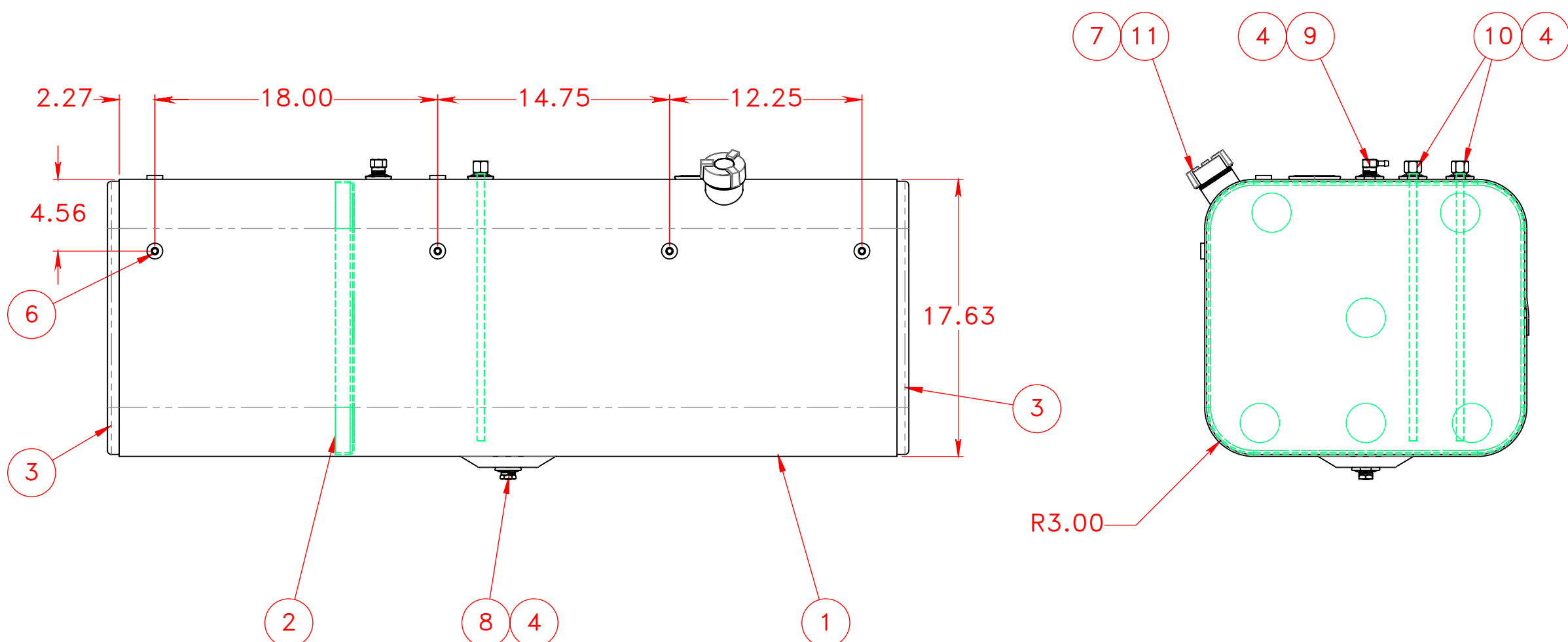
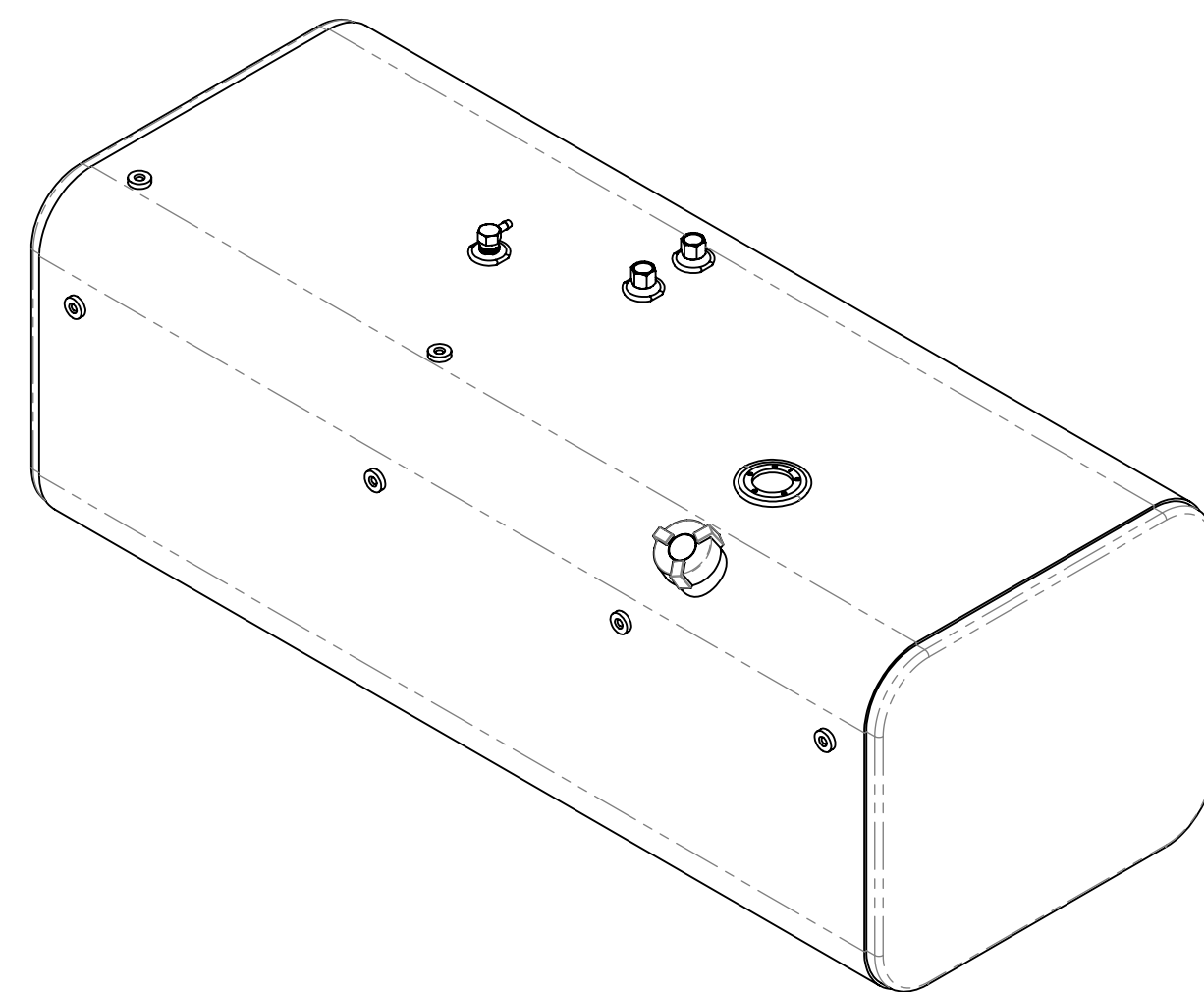


5X ϕ .16 THRU ALL
10-32 UNF THRU ALL



DETAIL A
SCALE 1 : 2



NOTES FOR STANDARD CONSTRUCTION:
 ...MEETS FMCSA REQUIREMENTS.
 ...PRESSURE TESTED @ 5psi
 ...INTERIOR FREE OF FOREIGN MATTER.
 ...FILLER CAP, DRAIN PLUG & VENT PROVIDED.
 ...FULL BAFFLE(S) WHERE SHOWN
 ...ALUMINUM CONSTRUCTION:
 5052-H32 ALUMINUM, BRIGHT FINISH
 HEADS ARE 0.100" & SHELL IS 0.125"
 ...ALL OPENINGS PLUGGED PRIOR TO SHIPPING

ITEM NO.	PART NUMBER	DESCRIPTION	QTY.
1	116-0519	1/8" Aluminum Wrap	1
2	162-0067	17x20 Baffle	1
3	160-0015	Head 17x20	2
4	260-0005	1/2" FNPT Aluminum weld flange	4
5	265-0010	Aluminum Float Riser	1
6	217-0001	Step Boss	6
7	316-0004	2" Aluminum Filler Neck	1
8	458-0100	1/2" NPT Ball Check Drain Plug	1
9	454-0937	1/2" NPT Ball Check Vent	1
10	490-0017-Z	1/2" NPT Down Tube	2
11	452-0998	2" Thermal Relief Fuel Cap	1

PROPRIETARY AND CONFIDENTIAL THE INFORMATION CONTAINED IN THIS DRAWING IS THE SOLE PROPERTY OF PROPOWER MFG. INC. ANY REPRODUCTION IN PART OR AS A WHOLE WITHOUT THE WRITTEN PERMISSION OF PROPOWER MFG. INC. IS PROHIBITED.	UNLESS OTHERWISE SPECIFIED:	DRAWN	NAME	DATE	PROPOWER MFG. INC. WINDSOR, ONTARIO, CANADA Ph: 519-737-1197 Fax: 519-737-1918 TOLL FREE 1-877-741-2365 Web: metaltanks.com
	DIMENSIONS ARE IN INCHES	CHECKED	A.B	08/13/14	
	TOLERANCES: FRACTIONAL \pm 1/16 ANGULAR: MACH \pm 1° BEND \pm 1° TWO PLACE DECIMAL \pm .06 THREE PLACE DECIMAL \pm .031	ENG APPR.			
	INTERPRET GEOMETRIC TOLERANCING PER:	MFG APPR.			
	MATERIAL	ALUMINUM			TITLE: L17-20RFA51-A 77 US GROSS GALLONS 73 USEBLE GALLONS DIESEL FUEL TANK
	FINISH				
	DO NOT SCALE DRAWING	THIRD ANGLE PROJECTION	COMMENTS:		SIZE DWG. NO. REV C 17272
SCALE: 1:8 WEIGHT: 58 lbs SHEET 1 OF 2					