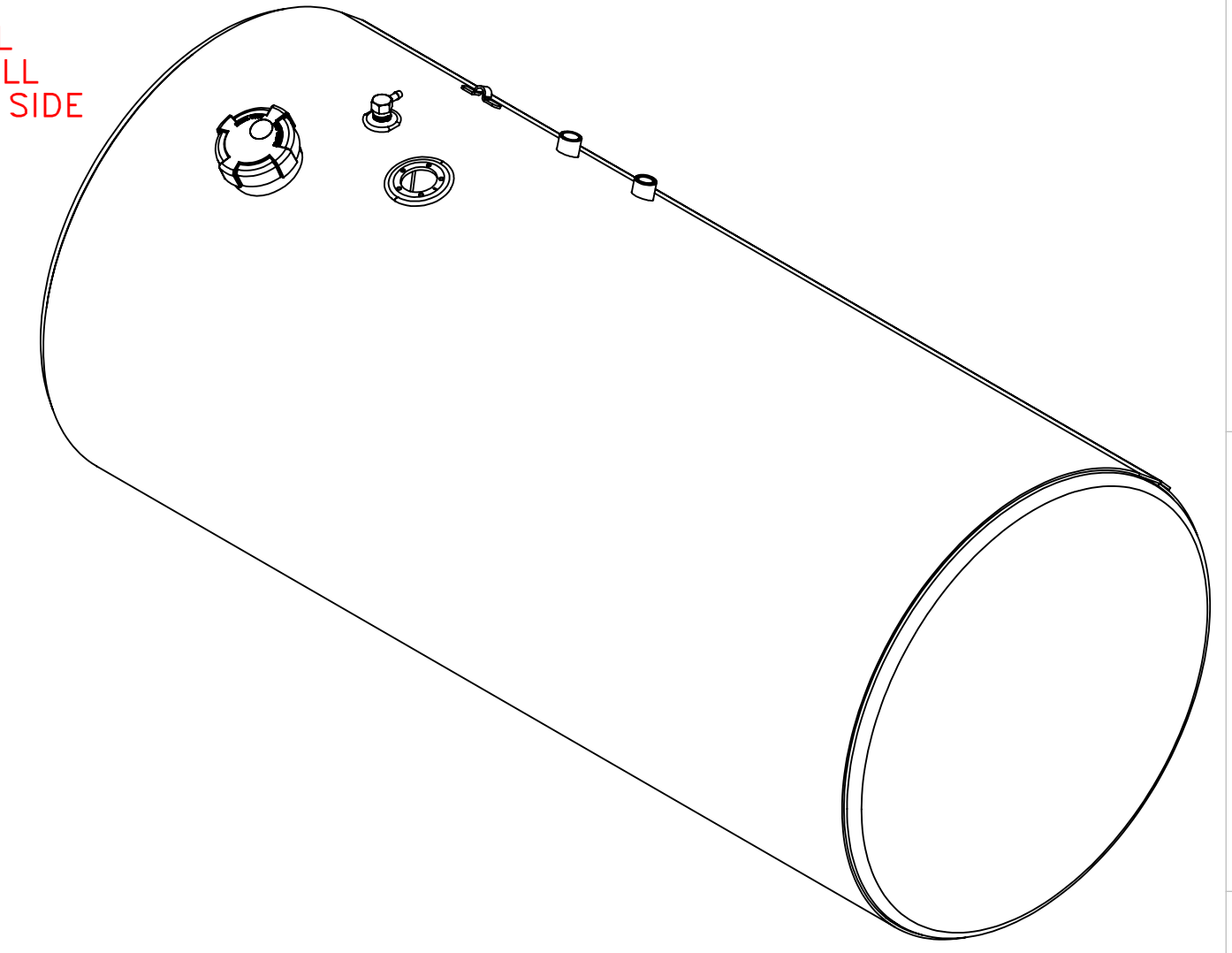
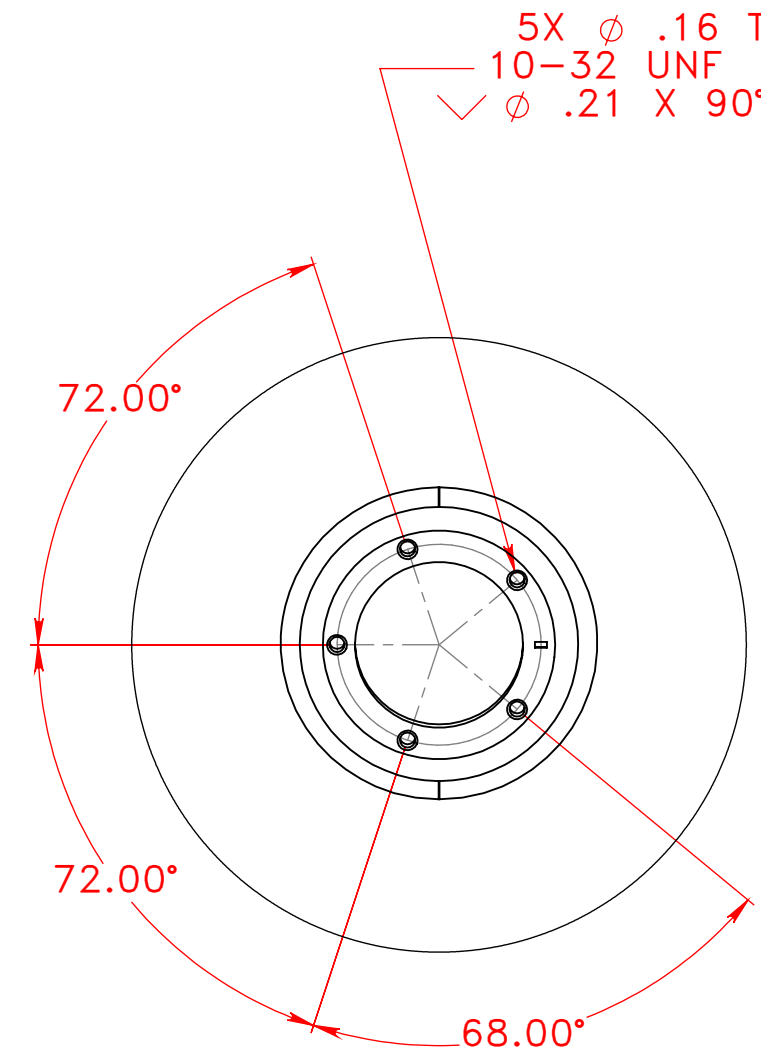
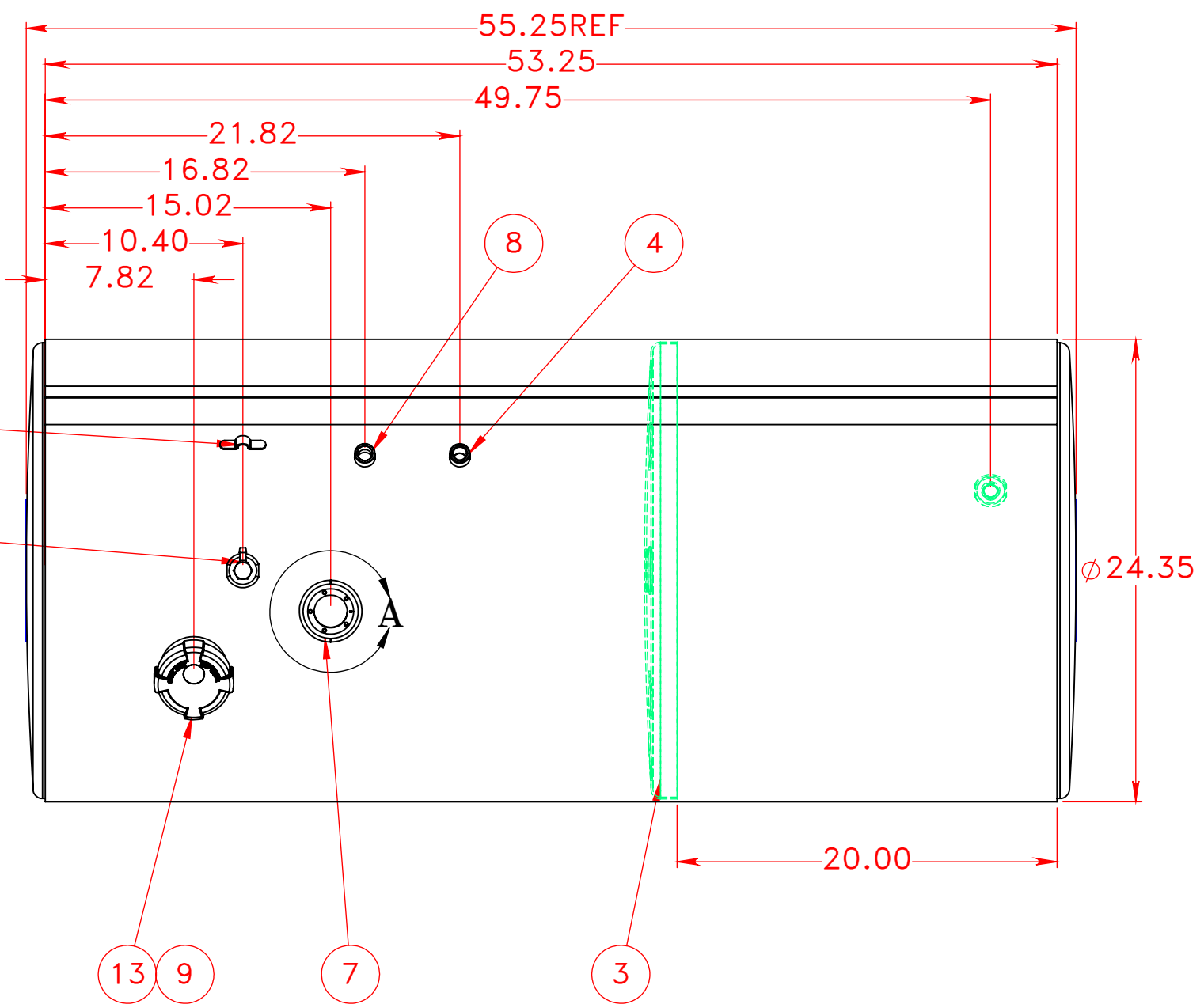


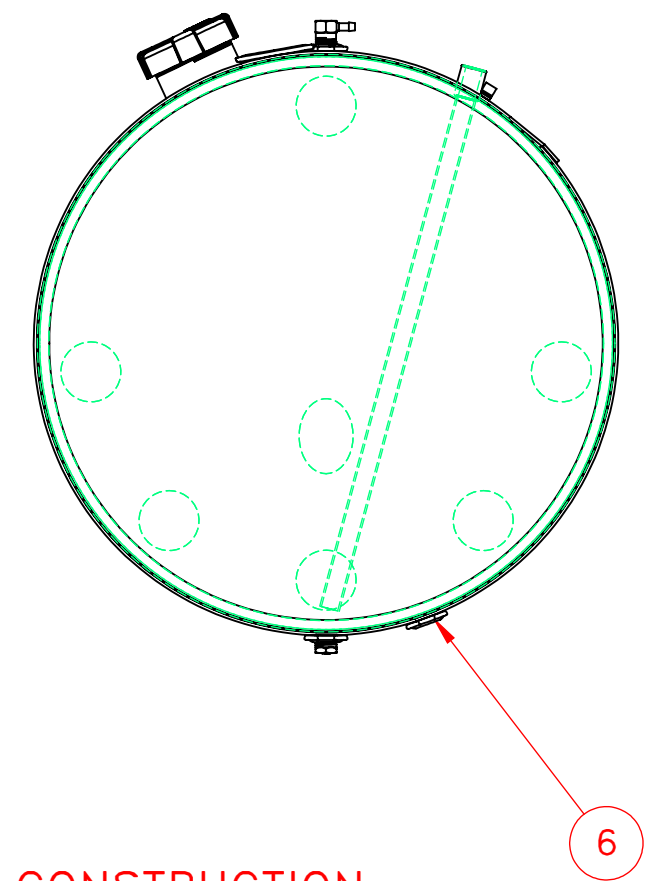
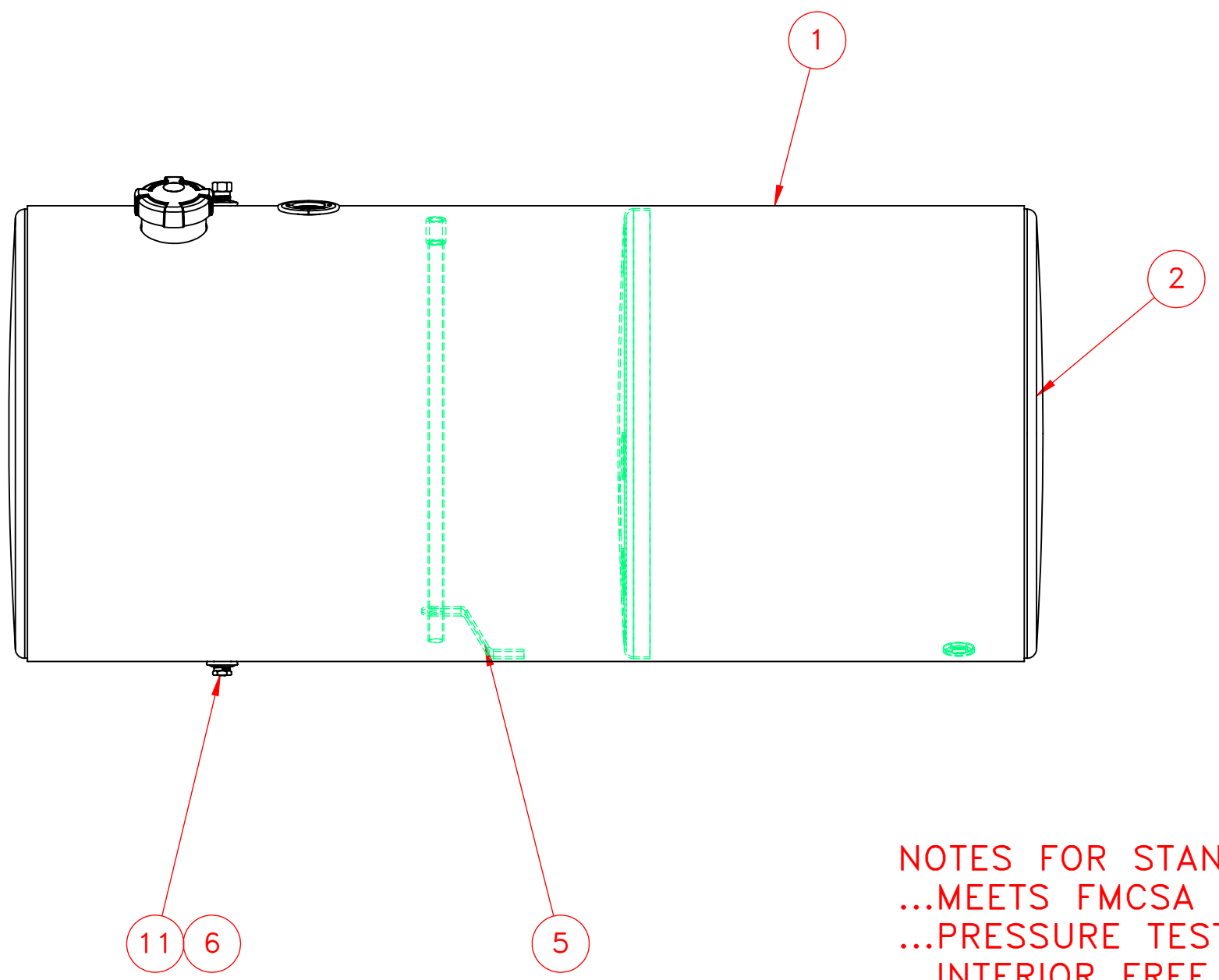
8 7 6 5 4 3 2 1

F
E
D
C
B
A

F
E
D
C
B
A



DETAIL A
SCALE 1 : 2



NOTES FOR STANDARD CONSTRUCTION:
 ...MEETS FMCSA REQUIREMENTS.
 ...PRESSURE TESTED @ 5psi
 ...INTERIOR FREE OF FOREIGN MATTER.
 ...FILLER CAP, DRAIN PLUG & VENT PROVIDED.
 ...FULL BAFFLE(S) WHERE SHOWN
 ...ALUMINUM CONSTRUCTION:
 5052-H32 ALUMINUM, BRIGHT FINISH
 HEADS ARE 0.100" & SHELL IS 0.125"
 ...ALL OPENINGS PLUGGED PRIOR TO SHIPPING

ITEM NO.	PART NUMBER	DESCRIPTION	QTY.
1	116-0874	1/8" Aluminium Wrap	1
2	160-0054	24" Head 0.100" Aluminum	2
3	162-0054	24" Baffle	1
4	490-0100	1/2" NPT Down Tube	1
5	490-3001	Down Tube Support	1
6	260-0005	1/2" FNPT Aluminum weld flange	3
7	265-0009	Aluminum Float Riser	1
8	312-0006	1/2" NPT Coupling	1
9	316-0014	3" Aluminum Filler Neck	1
10	266-0005	BktVentHoseClip	1
11	458-0100	1/2" NPT Ball Check Drain Plug	1
12	454-0937	1/2" NPT Ball Check Vent	1
13	452-1628	Fuel Cap 3" Pressure Relief	1

<p>PROPRIETARY AND CONFIDENTIAL THE INFORMATION CONTAINED IN THIS DRAWING IS THE SOLE PROPERTY OF PROPOWER MFG. INC. ANY REPRODUCTION IN PART OR AS A WHOLE WITHOUT THE WRITTEN PERMISSION OF PROPOWER MFG. INC. IS PROHIBITED.</p>	UNLESS OTHERWISE SPECIFIED:	DRAWN	NAME	DATE	<p>PROPOWER MFG. INC. WINDSOR, ONTARIO, CANADA Ph: 519-737-1197 Fax: 519-737-1918 TOLL FREE 1-877-741-2365 Web: metaltanks.com</p>
	DIMENSIONS ARE IN INCHES	CHECKED	A.B	09/06/16	
	TOLERANCES: FRACTIONAL ± 1/16 ANGULAR: MACH ± 1° BEND ± 1° TWO PLACE DECIMAL ± .06 THREE PLACE DECIMAL ± .031	ENG APPR.			
	INTERPRET GEOMETRIC TOLERANCING PER: MATERIAL	MFG APPR.			
	FINISH	Q.A.			<p>TITLE: FD-L24CFA55 108 US GROSS GALLONS 103 USEBLE GALLONS DIESEL FUEL TANK</p>
	DO NOT SCALE DRAWING	COMMENTS:			
		THIRD ANGLE PROJECTION			
					<p>SIZE DWG. NO. REV C 21122</p>
					<p>SCALE: 1:8 WEIGHT: 68 LBS SHEET 1 OF 2</p>